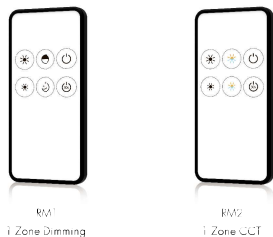


## 6-Key RF Remote Controller

Model No.: RM1/RM2

1 zone dimming/6-key/Wireless remote 30m distance/CR2032 battery



CE RoHS LVD RED

### Features

- Apply to single color or dual color LED controller.
- Each remote can match one or more receiver.
- CR2032 battery powered.
- Operate with LED indicator light.

### Technical Parameters

Input and Output	
Output signal	RF(2.4GHz)
Working voltage	3VDC(CR2032)
Working current	< 5mA
Standby current	< 2μA
Standby time	2 years
Remote distance	30m(Barrier-free space)

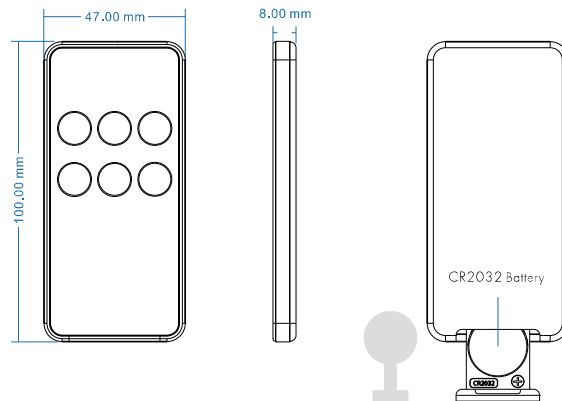
Environment	
Operation temperature	Ta:-30℃ ~ +55℃
IP rating	IP20

Safety and EMC	
EMC standard (EMC)	ETSI EN 301 489-1 V2.2.3 ETSI EN 301 489-17 V3.2.4
Safety standard(LVD)	EN 62368-1:2020+A11:2020
Radio Equipment(RED)	ETSI EN 300 328 V2.2.2
Certification	CE, EMC, LVD, RED

Warranty	
Warranty	5 years

### Mechanical Structures and Installations



**Note:** Before the first use, please remove the protective film on the battery.

### Match Remote Control (two match ways)

End user can choose the suitable match/delete ways. Two options are offered for selection:

#### Use the controller's Match key

**Match:**  
Short press match key, immediately press on/off key on the remote. The LED indicator fast flash a few times means match is successful.

**Delete:**  
Press and hold match key for 5s to delete all match. The LED indicator fast flash a few times means all matched remotes were deleted.

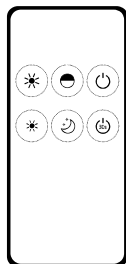
#### Use Power Restart

**Match:**  
Switch off the power, then switch on power, repeat again. Immediately short press on/off key 3 times on the remote. The light blinks 3 times means match is successful.

**Delete:**  
Switch off the power, then switch on power, repeat again. Immediately short press on/off key 5 times on the remote. The light blinks 5 times means all matched remotes were deleted.

## Key function

### • RM1 1 zone dimming remote



- On/Off
- Turn off light after 30s, long press 2s will turn off light after 60s.
- 50% brightness
- 10% brightness for small night light
- Brightness+
- Brightness-

#### Brightness+/-

Short press 10 levels, long press 1-6s for continuous 256 levels adjustment.

### • RM2 1 zone CCT remote



- On/Off
- Turn off light after 30s, long press 2s will turn off light after 60s.
- Color temperature +
- Color temperature -
- Brightness+
- Brightness-

#### Color temperature+/-

Short press 11 levels, long press 1-6s for continuous 256 levels adjustment.

#### Brightness+/-

Short press 10 levels, long press 1-6s for continuous 256 levels adjustment.

## Safety information

1. Read all instructions carefully before you begin this installation.
2. When installing battery, pay attention to the battery positive and negative polarity.  
A long time without the remote control, remove the battery.  
When remote distance becomes smaller and insensitive, replace the battery.
3. If no response from the receiver, please re-match the remote.
4. Gently handle remote, beware of falling.
5. For indoor and dry location use only.